



**DSO ELECTRIC
COOPERATIVE, INC.**

DSO
ELECTRIC COOPERATIVE

HEADLINER

Board

- | | |
|---|---|
| Brian Lang Solomon, President | James Christopher Falun, Director |
| Ken Hedberg Marquette, Vice President | Dane Clark Gypsum, Director |
| David Mueller Tampa, Secretary | Sheila Hummel Hope, Director |
| Dean Allison Delphos, Director | Bruce Spare Assaria, Director |
| David Butler Junction City, Director | |

Staff

- | | |
|---|---|
| Timothy J. Power CEO | Marla Marshall CFO |
| Mike Olberding Operations Manager | Derrick Rutherford Communications Manager |

Office Hours

8 a.m.-4:30 p.m., Monday-Friday
Open over the lunch hour



Payment Locations

- CENTRAL NATIONAL BANK IN WALMART SUPERCENTER**
521 E. Chestnut St., Junction City, KS 66441
- FARMERS STATE BANK**
447 Harrison, Lindsborg, KS 67456

Outage Information

IN CASE OF AN OUTAGE, CALL 800-376-3533. After-hours calls will be answered by dispatch and forwarded to standby personnel.

Find Out More

-  facebook.com/DSOElectricCooperative
-  @DSOElectricCoop

View DSO Annual Meeting Video & Win!

Watch our annual meeting at www.dsoelectric.com

With last year's meeting canceled due to the pandemic, we didn't want to cancel this year's annual meeting, too. Instead, we have put together a video version of the annual meeting for you to watch at your leisure.

This year's meeting is comprised of short videos covering different aspects of the meeting, such as the financial report. We ask that you watch the video and note the code at the end. Write down the code and call our office at 800-376-3533 to **CLAIM YOUR \$10 ELECTRIC BILL CREDIT** and to register for prizes.



ENERGY EFFICIENCY

Tip of the Month

Avoid placing items like lamps and televisions near your thermostat. The thermostat senses heat from these appliances, which can cause your air conditioner to run longer than necessary. **SOURCE: ENERGY.GOV**



ELECTRICITY 101

To stay safe around electricity, start with these 7 basic tips.

1



DON'T OVERLOAD OUTLETS OR CIRCUITS

Plugging in too many items or drawing too much power on a circuit can cause overheating, fire, and damage to devices.

2



DON'T USE FAULTY ELECTRICAL CORDS OR PLUGS

Do not use cords that look frayed, worn or cracked. Do not use broken plugs. Never remove the grounding pin from a three-pronged plug.

3



HAVE YOUR ELECTRICIAN'S NUMBER IN YOUR PHONE

Most electrical repairs or installations are not DIY projects. Hire an expert to avoid serious injury or wiring problems.

4



BE CAREFUL AROUND WATER

Never use electricity while standing in damp or wet conditions. Keep all electrical devices away from water.

5



EVALUATE YOUR APPLIANCES

Do not use appliances in disrepair. Older or broken appliances can overheat, start a fire, and cause serious injuries.

6



TEST YOUR GFCIs

Outlets near a water source should be equipped with GFCIs, which help prevent shock and electrocution caused by ground faults. Test monthly to make sure they are working.

7



MAKE SURE YOUR HOME IS UP TO CODE

Your home should be properly wired and electrically sound. Contact a reputable electrician to evaluate your home.

Improving Your Yard? Know What's Above and Below Before You Start

When the temperature warms to signal the arrival of spring, many of us begin planning improvements to our outdoor spaces. This could include adding or maintaining a swimming pool, building a deck, adding a patio or assembling play equipment for your family to enjoy. However, it is important to plan for safety prior to adding an outdoor structure or improving your yard.

Power Line Awareness

Being aware of power line locations near your home is vitally important for your and your family's safety. Even drop-down lines — the lines that bring power to a home — have voltages running through them and can be dangerous. Always look up and around for power lines, while also recognizing electricity can jump or transfer even without direct contact. Also know what's below before starting any digging job.

DSO Electric Cooperative and Safe Electricity urge you to consider the following before working in your yard:

- ▶ Assume all power lines are always energized and keep at least 10 feet between a power line and you or any item you are holding.
- ▶ Perform a hazard assessment of the work area, noting all power line locations.
- ▶ Call 811 or your state's underground utility locator service to mark underground utilities as part of planning and before any digging. The service is free.
- ▶ Utility locators do not mark private lines, however. Private underground lines — typically installed by the homeowner or a contractor — include, but are not limited to:
 - ▶ Irrigation or septic system lines.
 - ▶ Lines that service outbuildings (electric, gas, water, communication).
 - ▶ Lines between the meter and your home.
- ▶ Lines to other outdoor items like grills or hot tubs.
- ▶ Private lines need to be marked by an independent locating service.
- ▶ Once underground utilities are marked, the 811 "Call Before You Dig" service recommends that the area within 18 to 24 inches of either side of the marked lines be dug by hand with a fiberglass-handled shovel, not by machine.
- ▶ Do not install tree houses, playsets or swing sets, pools or decks and any associated structures within 25 feet of a power line. Consider the height and reach of play equipment (including the arc of a swing) and all deck and pool structures in relation to power lines.
- ▶ Educate your children about power line safety and how electricity can jump. Teach them to never touch a power line or get too close to one — either directly or with a toy or object — before sending them outside to play. This is especially important if they climb trees, fly kites or use remote-control (RC) devices, such as an RC airplane or drone.
- ▶ Use extreme caution when moving ladders and operating long-handled tools, such as pool skimmers, around trees and power lines.
- ▶ Also use extreme caution and look up and around for power lines when you are elevated, whether it be on a ladder, a boom lift, scaffolding or your roof.
- ▶ When planting and trimming trees, keep in mind that specialized tree trimming experts certified by the Occupational Safety and Health Administration (OSHA) in utility clearance are the only persons legally allowed to trim within 10 feet of power lines.

Please contact us with questions about specific power line clearance recommendations concerning decks, pools and play structures in your yard.



Practice Safety When DIY-ing

These days many of us are spending more time at home and finding new, creative ways to enhance our living space. Tackling do-it-yourself (DIY) projects for the home can be fun and cost-effective, so why not roll up those sleeves and get started! Whether you're painting the front door with a fresh hue or finally upgrading those patio lights, successfully completing a DIY home project is incredibly satisfying. But many of these projects do not come without risks. Here are a few safety tips to keep in mind as you get to work.

- ▶ Start by selecting a designated work area. The amount of space you'll need will depend on the size and scope of your project, but make sure you have adequate lighting and ventilation (if necessary). Required tools and equipment should be located in your workspace and organized for easy access.
- ▶ Personal protective equipment (PPE) is your friend. We know you're a pro but investing a few bucks in PPE is essential for most home projects. Stock up on safety goggles, dust masks, earplugs (or noise reduction ear protectors), gloves and any other kind of protection you'll need for your project. Remember to wear appropriate clothing and shoes. Ditch the sandals for projects!

- ▶ Work slowly and clean as you go. When you rush through a DIY project, you'll likely end up with less desirable results than you intended, or worse, you could make a costly or dangerous mistake. Take your time and remember that you are in control of the project. You should also clean as you go to ensure a safer workspace. Pick up any scrap materials and tools that aren't in use and any tripping hazards.
- ▶ Be cautious with power tools. Annually, 8% of electrocutions in the U.S. are attributed to improper use of power tools. The Electrical Safety Foundation International offers the following safety tips:
 - ▶ Use ground fault circuit interrupters (GFCIs) with every power tool to protect against electrical shock.
 - ▶ Never use power tools near live electrical wires or water pipes.
 - ▶ Use extreme caution when cutting or drilling into walls where electrical wires or water pipes could be accidentally touched or penetrated.
 - ▶ If a power tool trips a safety device while in use, take the tool to a manufacturer-authorized repair center for service.
 - ▶ Do not use power tools without the proper guards.

- ▶ When using a wet-dry vacuum or a pressure washer, be sure to follow the manufacturer's instructions to avoid electrical shock.

Remember, you should only tackle DIY home projects within your skill and comfort level. For projects that require extensive electrical work, we strongly recommend you hire a licensed, qualified electrician for assistance.



4 Ways to Avoid Overloaded Circuits



Label **circuit breakers** to understand the different circuits in your home.



Contact a qualified electrician to **inspect your home** if it's older than 40 years or before a major appliance is installed.



Have a **qualified electrician** install new circuits for high energy use devices.




Purchase **energy-efficient** appliances and lighting to reduce electrical load.

ELECTRICAL SAFETY MONTH WORD SEARCH

May is Electrical Safety Month!

Read the safety tips below, then find and circle all the **bolded** words in the puzzle.



WORD BANK

- ▶ Do not use any electrical **cords** that feel warm to the touch or are **damaged** in any way.
- ▶ Do not overload electrical **outlets**. Overloading creates a potential fire **hazard**.
- ▶ Remind parents or adults in your home to test **smoke alarms** every month. Alarms should be installed in every **bedroom**, outside each sleeping area and on every level of your home.
- ▶ Keep all **liquids** away from **electronics**, including TVs, computers and gaming consoles.
- ▶ Do not run **electrical** cords under rugs or carpet. This creates a **fire risk**.