



**DS&O ELECTRIC
COOPERATIVE, INC.**

DSO
ELECTRIC COOPERATIVE

HEADLINER

Board

- | | |
|--|---|
| James Christopher
Falun, President | Dane Clark
Gypsum, Director |
| Brian Lang
Solomon, Vice President | Sheila Hummel
Hope, Director |
| Ken Hedberg
Marquette, Secretary | David Mueller
Tampa, Director |
| Dean Allison
Delphos, Director | Bruce Spare
Assaria, Director |
| David Butler
Junction City, Director | |

Staff

- | | |
|---|---|
| Timothy J. Power
CEO | Judy Barten
CFO |
| Mike Olberding
Operations Manager | Derrick Rutherford
Communications Manager |

Office Hours

8 a.m.-4:30 p.m., Monday-Friday
Open over the lunch hour



Payment Locations

**CENTRAL NATIONAL BANK IN
WALMART SUPERCENTER**
521 E. Chestnut St., Junction City, KS 66441
FARMERS STATE BANK
447 Harrison, Lindsborg, KS 67456

Outage Information

**IN CASE OF AN OUTAGE, CALL
800-376-3533.** After-hours calls will be answered by dispatch and forwarded to standby personnel.

Find Out More

-  facebook.com/DS&OElectricCooperative
 @DS&OElectricCoop

Residential Members Can Now Sign Up for Interruptible Rate

Do you want a lower electric bill? If so, then an interruptible rate may be right for you!

DS&O now has an option for all residential members who wish to lower their summer electric bill and eliminate the Red Zone (Monday-Friday, 3-6 p.m. in July and August). The interruptible rate allows DS&O to turn off your power during a summer peak event, in order to help the cooperative shed load. In return, DS&O will pay you for load you save the cooperative, plus you will keep a lower kWh rate year-round.

Over the past three years, DS&O tested the interruptible rate with a pilot program. Due to the overwhelmingly positive results of the pilot program, we are opening the program to all our residential members.

Let's look at some of the details of the new interruptible rate.

- ▶ The advantage of this rate is simple — it will save you money. No need to worry about using electricity during the Red Zone, when kWh charges are higher; your rate will stay at the lower kWh charge for the entire year. You will also receive an incentive for allowing DS&O to turn off your power when a peak event is called. Last year, the average participant in the pilot program saved over \$100, due to lower kWh charges and the offered incentive.
- ▶ The interruptible rate allows DS&O to disconnect your meter at any time from 3-6 p.m., Monday through Friday, during the months of July and August. With the pilot programs, DS&O disconnected the participating meters an average of five times total, usually from 5-6 p.m. over the course

Continued on page 16C ▶

Energy Efficiency Tip of the Month

Home cooling makes up a large portion of your energy bills. Try to keep the difference between the temperature of your thermostat setting and the outside temperature to a minimum. The smaller the difference the more energy you will save. **Source: energy.gov**





HARVEST SAFETY TIPS FOR FARMWORKERS

- ▶ **Maintain a 10-foot clearance around all utility equipment in all directions.**
- ▶ **Use a spotter and deployed flags to maintain safe distances from power lines and other equipment when doing field work.**
- ▶ **If your equipment makes contact with an energized or downed power line, contact us immediately by phone and remain inside the vehicle until the power line is de-energized. In case of smoke or fire, exit the cab by making a solid jump out of the cab, without touching it at the same time, and hop away to safety.**
- ▶ **Consider equipment and cargo extensions of your vehicle. Lumber, hay, tree limbs, irrigation pipe and even bulk materials can conduct electricity, so keep them out of contact with electrical equipment.**

Source: Safe Electricity

Reduce the Dangers of Farming and Ranching

We don't have to remind those who work the land and raise livestock that they have a potentially dangerous occupation. However, due to the nature of the job, and because of long days and tiring work, here are some reminders about electrical dangers on the farm or ranch.

Overhead Power Lines

If you make contact with a power line, don't get out.

If you make contact with a power line, guy wire, power pole, electrical box or any other electrical equipment, do not get out of your cab or truck. Stay put and call 911 to dispatch the local utility to de-energize the power. If you must get out due to smoke or fire, make a solid jump out without touching any part of the tractor or vehicle, and hop away as far as you can, keeping both feet together as you hop. Another option (after you make a clean exit) is to shuffle or waddle away while keeping your feet together and on the ground.

Once you are out, never try to re-enter the cab or truck. Remember: If your machinery or vehicle comes in contact with a power line or other utility equipment, do not get out of the cab. Stray power could energize your equipment and the ground. Call 911 and wait for the electric co-op to arrive and cut the power so you can safely exit your tractor or vehicle.

Determine Proper Clearance

Contact us to measure power line heights; do NOT do this yourself. Once you know the heights, you can determine appropriate equipment, implement and extension clearances. Always maintain at least 10 feet between the power line and the tallest height of the equipment that will be transported. Keep in mind that due to wear, age and even weather conditions, power lines can change height. Please contact us with any concerns. It's good

If you are planning on building a new grain bin or remodeling around an area that already has one, contact DS&O Electric at 800-376-3533.

to know power line clearance, but always have a spotter.

Call Us Before Moving or Adding a Grain Bin

The National Electrical Safety Code addresses grain bins and their proximity to power lines with very specific requirements. The requirements are in place to help keep farmers safe by decreasing the chances of farming equipment and machinery coming in contact with power lines. If you are planning on building a new grain bin or remodeling around an area that already has one, contact DS&O Electric at 800-376-3533. We can help with specific code requirements. The taller a grain bin, the farther it must be placed from a power line.

Always Dig Safely

Whether you are installing new fence posts or using large tillage tools, call 811 before you dig to have underground utilities marked. Even if you think you know where buried gas, power and other lines are, don't rely on your memory. Get all utilities marked so you know for sure. Utility locators dispatched by 811 do not mark private utility lines such as electrical lines to detached buildings.

Use Standby Generators with Care

If you have a standby generator to provide essential power during an outage, be sure to correctly use the transfer switch. Once you properly engage the switch, it stops your farm's generated power from entering utility lines, aka backfeeding, which can electrocute lineworkers who are working to restore power.



Residential Members Can Now Sign Up for a New Interruptible Rate Continued from page 16A ▶

of those two months. Now, due to recent changes in billing by KEPCo, DS&O's energy supplier, we anticipate shutting off power mostly from 3-4 p.m., occasionally from 4-5 p.m., and rarely from 5-6 p.m. For planning purposes, we are anticipating 10 shutoff events this year, but that number could vary as the shutoff mostly depends on hot weather.

- ▶ At least 30 minutes prior to shutting off your power, DS&O will send you notice by text and/or email to the number and/or email address you provide.
- ▶ You will receive a bill credit of \$25 for each kW saved on peak day. With the pilot program, the average participant saved about 4 kW total. For the new rate, that average of 4 kW saved would provide the participant with a \$100 bill credit. The credit will be applied to the bill you receive in September.

For more information on this rate and others, please visit dsoelectric.com, select "About Us" on the menu and select "Rates."

Because this is a voluntary rate, you must request to be put on this rate. For more information on this rate and others, please visit dsoelectric.com, select "About Us" on the menu and select "Rates."

If this sounds like something you might be interested in, please call the DS&O office at 800-376-3533 between the hours of 8 a.m. and 4:30 p.m., Monday through Friday, to visit with a member services representative.





Beat the Peak &
SAVE!

Save money and avoid the Red Zone charges in July and August with our **NEW INTERRUPTIBLE RATE.**

Make the switch today and save this summer.
Learn more by visiting our website or contacting us today.
The sign-up deadline to save this summer is **JUNE 19, 2020.**

dsoelectric.com | 800-376-3533




DSO
ELECTRIC COOPERATIVE
Empowering members to improve their quality of life

SUMMER ENERGY SAVINGS WORD SEARCH

When you save energy at home, you're helping your family save money and protecting our environment.

READ THE ENERGY-SAVING TIPS BELOW, THEN FIND AND CIRCLE THE **BOLDED** WORDS IN THE PUZZLE.



I	D	E	S	N	I	A	T	R	U	C	G	W	W	E
S	F	B	L	J	Z	S	M	H	R	R	B	S	K	S
G	H	G	S	E	B	O	R	V	S	Z	N	O	S	D
G	M	M	C	E	C	K	Z	G	I	D	M	C	L	T
J	A	A	T	G	Z	T	M	Q	I	B	H	M	O	W
T	D	L	X	J	L	H	R	S	I	L	T	E	W	I
M	J	C	O	E	P	Y	H	O	V	E	I	U	C	N
T	X	J	Y	H	G	W	X	A	N	F	A	A	O	J
R	F	K	E	H	A	L	T	A	L	I	L	U	O	D
K	E	S	X	S	H	Q	B	S	L	V	C	Z	K	W
J	C	T	H	G	F	M	X	Z	R	A	O	S	E	T
M	C	E	A	C	Z	I	G	V	Q	E	R	E	R	F
C	R	G	K	W	O	A	T	N	O	Z	F	I	S	T
Y	C	R	I	T	E	B	O	H	E	M	D	Y	F	Q
P	H	O	N	E	C	H	A	R	G	E	R	S	C	H

- ▶ Close blinds and **curtains** on hot, sunny days to block additional heat from entering your home.
- ▶ Turn off lights and **electronics**, like TVs and stereos, when you leave a room.
- ▶ Only clean full loads of dishes when you run the **dishwasher**.
- ▶ Turn off the **water** while you brush your teeth.
- ▶ Cooking with smaller appliances like **slow cookers** and toaster ovens uses less energy than larger appliances.
- ▶ Unplug **phone chargers** when they're not in use — they consume energy even when they aren't charging devices.